






Quantity and Quality Part II Printouts

Directions:

Print out the next three pages. The first two pages are the quantities and can be given to your child to use as placemats. The last page has the number cards so that they will fit on the place mat to use for matching.

Make sure your child knows that he/she has you to use for help in case he/she is stuck on counting or choosing which number is correct. 😊







Print this and cut out the numbers for your child to match the number with the quantity.